

LEARNING  
MY  
ABC'S

Written by  
Honey Brown

## **Learning My ABC's**

Written By Honey Brown

Website: [sunflowerschoolhouse.com](http://sunflowerschoolhouse.com)

Email: [sunflowermommie@yahoo.com](mailto:sunflowermommie@yahoo.com)

Copyright 2009 by Honey Brown.

All rights reserved. Published May 2009.

Permission is granted for copies to be made for use within your own family.

## INTRODUCTION

I am Honey. I am the wife of Jonah and the homeschooling mama of 5 wonderful children. The materials in Learning My ABC's were created to help my five year old son have a multi-sensory experience while learning his letter names and their sounds. It will nicely complement any phonics or language arts program that you are currently using. It could also be used as a stand alone system for learning your ABC's.

Honey

# LEARNING MY ABC'S

Alphabet Activities

Alphabet Words

Alphabet Collage Sheets

Clip Art Letters

Alphabet Letter Boards

Alphabet Charts and Tiles

Alphabet Flashcards

My Alphabet Game

## ALPHABET ACTIVITIES

- draw your letters in sand
- roll your letters with dough
- go on a scavenger hunt and gather things that start with your letter
- go on a nature walk and gather things that start with the letter you are working on
- look through the cupboards in the kitchen and find foods with the letter that you are working on
- write your letters on the sidewalk in chalk
- write your letters in shaving cream
- write your letters in dirt
- read alphabet books

-play catch and recite the alphabet (each person says a letter as they throw the ball)

## ALPHABET WORDS

I have included a list of alphabet words as a starting place for themes or activities that you can study as you learn your alphabet.

I have also included many bible names to give you the opportunity to study different bible characters as you learn your letters.

You can also use the words in some of the activities described in this book.

A - acorn, alligator, ambulance, angel, ant, anteater, ape, apple, aquarium, astronaut, Adam, Aaron, Abel

B - ball, balloon, baker, banana, bat, bear, bee, bible, boat, butterfly, bull, bird, Boaz, Barabus, Barnabus, Bartholomew,

C - candy, car, cat, caterpillar, clown, cow, crown, crab, crocodile, caribou, cat, centipede, Caleb,

D - dinosaur, dog, dolphin, donkey, duck, dove, drum, deer, desert animals, dolphin, donkey, Deborah, David, Dorcas, Daniel

E - egg, earwig, elephant, elk, eagle, eel, Esther, Esau, Elisha, Elijah, Eli, Ezekiel, Ezra

F - frog, farmer, fish, firefighter, fishermen, flag, flowers, forester, fox, fruit

G - garden, gift, goose, gorilla, grapes, grasshopper, groundhog, gerbil, giraffe, Gideon, Goliath, Gabriel

H - helicopter, hen, hippopotamus, home, horse, hare, Hezekiah

I - iguana, ice, igloo, icicle, iron, ice cream, ice skates, insects, Issac, Issiah

J - jellyfish, jet, Jesus, jar, jam, Jacob, Judah, Josiah, Jeremiah, Jesse, Joseph, Joshua, Jonah, John, James

K - kangaroo, kitten, koala, king, kite, key

L - lily, lamb, ladybug, leopard, lion, librarian, lantern, leaf, letter, leg, Lazarus, Luke, Leah, Levi

M - mouse, moose, mother, monkey, mailbox, mailman, mother, music, Matthew, Moses, Malachi, Micah, Miriam, Mark, Mary, Mordecai, Martha

N - narwhal, necktie, nest, nose, nurse, Noah, native, nut, Naomi, Nahum, Nehemiah, Nicodemus, Nathaniel, Nebuchadnezzar

O - ocean, octopus, ostrich, otter, ox, owl, Obadiah, Obed

P - panda, penguin, pig, pilot, pineapple, policeman, pumpkin, puppy, pet, pig, polar bear, porcupine, puppy, prayer, plant, Peter, Paul, Philip, Priscilla, Potiphar

Q - quail, queen, quilt, quetzal

R - rabbit, raccoon, rain, reindeer, reptile, rooster, rainbow, recycle, Ruth, Rueben, Rachel, Rahab,

S - sand, snail, snake, snow, spider, starfish, shark, sheep, shepherd, ship, shoes, star, seashore, sky, season, shape, sunflower, summer, sun, Simon, Seth, Samson, Samuel, Silas, Simeon, Solomon, Stephen

T - toad, turtle, tortoise, tower, tractor, tree, turkey, toys, transportation, telephone, tooth, Timothy, Titus, Thaddeus

U - umbrella, unicorn, universe, Uriah

V - violin, vulture, volcano, Valentine, vegetable, can, vine

W - walrus, wapiti, whale, wolf, woodpecker, water, watermelon, weather, winter

X - Xiphias gladius, xylophone, x-ray

Y - yacht, yak, yarn, yo-yo, yolk, yawn, yellow, yoke

Z - zebra, zero, zigzag, zipper, zoo, Zacchaeus, Zechariah, Zephaniah, Zerubbabel,

# ALPHABET COLLAGE SHEETS

The Alphabet Collage Sheets can be used in a variety of different ways. Here are a few ideas to get you started:

- Draw pictures of things that start with the letter on the sheet.
- Cut pictures out of magazines of things that start with the letter and glue them on.
- Practice printing the letter all over the page.
- Cut out the letter from a magazine, newspaper, or the clipart provided and glue it onto the page.
- Print words that begin with that letter.
- Print nouns that begin with that letter.
- Gather pictures of nouns that begin with the letter and glue them onto the page.

-Create an alphabet book.

-Create alphabet notebook pages from these pages.

**Ad**

**Bb**

Cc

Dd

Ee

**Ff**

Gg

Hh




Jj

**Kk**

LI

Mm

**Nn**



Pp

Qq

**Rr**

Ss

**Tt**

Uu

Vv

**Xx**

Yy

**Zz**

## CLIPART LETTERS


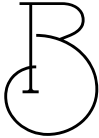













I have included some Clipart Letters here for you. They can be used any way you like. Here are some creative ways that you can use the clipart letter sheets:

- These letters can be used on the Alphabet Collage Sheets.
- The child can arrange the letters to spell his/her name
- The letters can be mixed up and used as a letter sort (with the collage pages as the letter mats).
- You can use the letters to form simple words (if the child is ready).
















# Aa


















# Bb














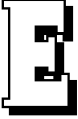
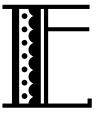
# Cc
















# Dd
















# Ee


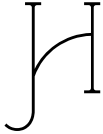













# Ff















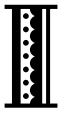
# Gg


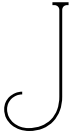












# Hh









li


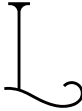












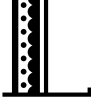
# Jj


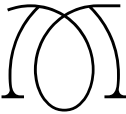













# Kk

	<i>K</i>	
		<i><b>k</b></i>
<i>k</i>		<b>k</b>
<b>k</b>	<i>K</i>	<i>k</i>
		
















# L I


		
		
		
		
		

# Mm















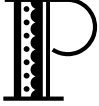
# Nn



A circle containing a vertical line with two small stars on either side.	An empty circle outline.	A circle with a vertical line and a semi-circle on the left side.
A circle with a semi-circle on the top.	A circle with a semi-circle on the left side.	A circle with a semi-circle on the right side.
An empty circle outline.	A rhombus with arrows pointing outwards from each of its four sides.	A circle with a semi-circle on the right side.
A circle with a vertical line.	A circle with a semi-circle on the top.	A small empty circle outline.
A circle with a semi-circle on the bottom.	A circle with a semi-circle on the left side.	A circle with a semi-circle on the left side and a wavy line on the right side.
















# Pp
















# Qq



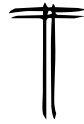

# Rr
















# Ss

# Tt


















# Uu

# Vv



# Xx

Yy

Y

y

Y

Y

Y

y

y

Y

y

y

Y
















y

Y

Y

Y

# Zz

## ALPHABET LETTER BOARDS

I have included blank letter boards that could be used in many ways. Here are a few ideas:

- Have the child practice printing their letters in the boxes.
- Have the child print words in the boxes.
- The child could cut words out of magazines that start with the letters and paste them to the page.
- You could use the letter boards to do a letter sort with the clipart letter pieces.
- The letter boards could be used to create file folder games.

# Aa


**Bb**


Cc


# Dd


Ee


**Ff**


# Gg


Hh


ii


Jj


**Kk**


LI


Mm


Nn


Oo


Pp


Qq


# Rr


Ss


Tt


Uu


Vv


Xx


Yy


Zz


## ALPHABET CHARTS AND TILES

I have included 3 different alphabet charts. The three different charts include: Lower Case Letters, Upper Case Letters, Upper and Lower Case Letters. These charts can also be cut up and used as Letter Tiles.

The letter charts are useful for things like practicing saying your alphabet or basic letter recognition. The letter tiles could be used in a variety of different ways to build skills.

- You could print two copies of the Lower Case Letters on card stock and have your child find the matches.

- You could print two copies of the Upper Case Letters on card stock and have your child find the matches.

- You could print two copies of the Upper and Lower Case Letters on card stock and have your child find the matches.

-You could also have the child match Lower Case Letters to Upper Case Letters and so on.

-You could also play Memory.

-The child can use the letters to spell their name, or names of members of their family, or simple words.

-The letter tiles can also be used as magnets on a cookie sheet or on the fridge.

-Print two copies of the Lower Case Letters. Glue one copy to the inside of a file folder. Cut out the other copy and use it to match to the chart. Think of other variations to this game.

# LOWER CASE LETTERS

a

b

c

d

e

f

g

h

i

j

k

l

m

n

o

p

q

r

s

t

u

v

w

x

y

z

# UPPER CASE LETTERS

A

B

C

D

E

F

G

H

I

J

K

L

M

N

O

P

Q

R

S

T

U

V

W

X

Y

Z

# UPPER AND LOWER CASE LETTERS

Aa

Bb

Cc

Dd

Ee

Ff

Gg

Hh

Ii

Jj

Kk

Ll

Mm

Nn

Oo

Pp

Qq

Rr

Ss

Tt

Uu

Vv

Ww

Xx

Yy

Zz

## GENERAL IDEAS ALPHABET FLASHCARD

I have included three different sets of flashcards here to facilitate all the different needs you may have. They include: Lower Case, Upper Case, and Upper and Lower Case. Flashcards can be used in a variety of ways. Here are some of the ways we have used them:

- You can make two copies and play Memory.
- You can make two copies and play Go Fish.
- You can use them as you would traditional flashcards and flip through and say the letter names and/or sounds.
- You can put the letters in alphabetical order.

**LOWER CASE  
ALPHABET FLASHCARDS**

a

b

c

d

e

f

g

h

i

j

k

l

m

n

o

p

q

r

s

t

u

v

w

x

y

z

**UPPER CASE  
ALPHABET FLASHCARDS**

A

B

C

D

E

F

G

H

I

J

K

L

M

N

O

P

Q

R

S

T

u

v

w

x

y

z

**UPPER AND LOWER CASE  
ALPHABET FLASHCARDS**

Aa

Bb

Cc

Dd

Ee

Ff

Gg

Hh

Ii

Jj

Kk

Ll

Mm

Nn

Oo

Pp

Qq

Rr

Ss

Tt

Uu

Vv

Ww

Xx

yy

Zz

## THE ALPHABET GAME

This is only part of "The Alphabet Game". For the whole Alphabet Game please purchase "The Alphabet Game" from <http://sunflowerschoolhouse.com/shop>.

You roll the dice or choose your number card and move your marker that many spaces. Then you simply say the name of the letter that you have landed on. If you are working on letter sounds you could say the letter name and the letter sound. You keep taking turns until someone gets to the end of the game board.

Start

a

b

c

d

e

u

v

w

x

f

t

y

g

s

z

h

r

Finish

i

q

j

p

o

n

m

l

k

Start

A

B

C

D

E

U

V

W

X

F

T

Y

G

S

Z

H

R

Finish

I

Q

J

P

O

N

M

L

K

Start

Aa

Bb

Cc

Dd

Ee

Uu

Vv

Ww

Xx

Ff

Tt

Yy

Gg

Ss

Zz

Hh

Rr

Finish

Ii

Qq

Jj

Pp

Oo

Nn

Mm

Ll

Kk

## GAME PIECES



















This section contains number cards to be used in place of dice (but dice can be used if you choose). Simply cut out the number cards and place them face down on the table. You can draw from them when you play the games. You could also fold the number cards and place them in a small bag and draw from the bag.

When you are playing the games you can use anything small as a game marker (like coins). I have also included some little game pieces that you can print if you need to.

## NUMBER CARDS

1	2	3
4	5	6

## GAME PIECES

Thank you for purchasing Learning My ABC's from  
<http://www.sunflowerschoolhouse.com>.