

LEARNING  
MY  
123'S

-WORKBOOK-

Written by  
Honey Brown

## **Learning My 123's Workbook**

Written By Honey Brown

Website: [sunflowerschoolhouse.com](http://sunflowerschoolhouse.com)

Email: [sunflowermommie@yahoo.com](mailto:sunflowermommie@yahoo.com)

Copyright 2009 by Honey Brown.

All rights reserved. Published May 2009.

Permission is granted for copies to be made for use within your own family.

## INTRODUCTION

I am Honey. I am the wife of Jonah and the homeschooling mama of 5 wonderful children. Learning My 123's Workbook was created to be a companion to the product Learning My 123's which will be available soon. This workbook was created to provide the written component of Learning My 123's for use while children learn their numbers 0-10.

The materials in Learning My 123's (which will be available soon) were created to help my five year old son have a multi-sensory experience while learning his numbers. It will nicely complement any math program that you are currently using. It could also be used as a stand alone system for learning your numbers 0-10.

Honey

LEARNING MY 123'S

-WORKBOOK-

0

Draw or paste 0 things.

**1**

Draw or paste 1 thing.

2

Draw or paste 2 things.

3

Draw or paste 3 things.

4

Draw or paste 4 things.

# 5

Draw or paste 5 things.

6

Draw or paste 6 things.

7

Draw or paste 7 things.

8

Draw or paste 8 things.

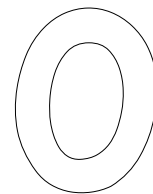
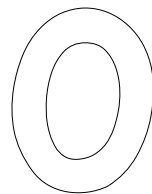
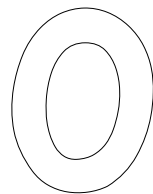
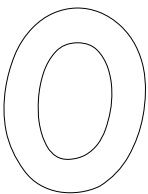
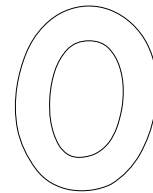
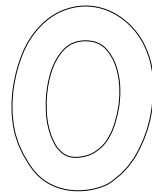
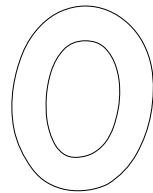
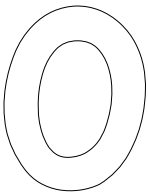
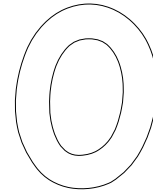
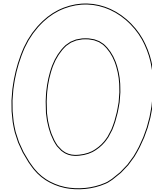
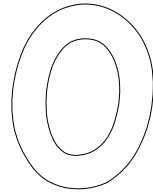
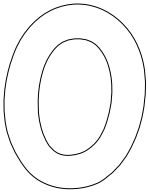
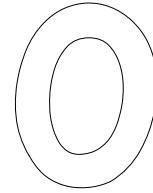
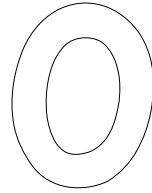
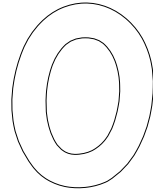
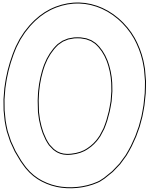
9

Draw or paste 9 things.

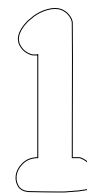
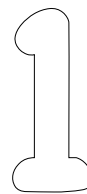
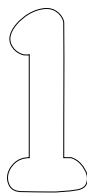
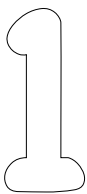
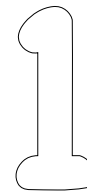
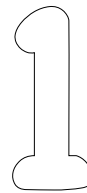
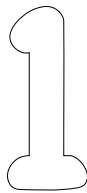
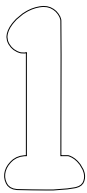
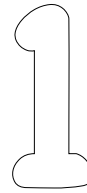
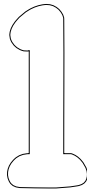
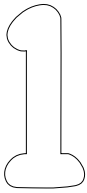
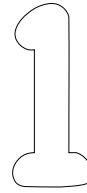
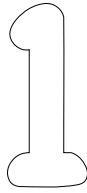
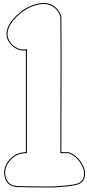
# 10

Draw or paste 10 things.

Trace the number.



Trace the number.



Trace the number.

2

2

2

2

2

2

2

2

2

2

2

2

2

2

2

2

Trace the number.

3

3

3

3

3

3

3

3

3

3

3

3

3

3

3

3



Trace the number.

5

5

5

5

5

5

5

5

5

5

5

5

5

5

5

5

Trace the number.

6

6

6

6

6

6

6

6

6

6

6

6

6

6

6

6

Trace the number.

7

7

7

7

7

7

7

7

7

7

7

7

7

7

7

7



Trace the number.



Trace the number.

10

10

10

10

10

10

10

10

10

10

10

10

10

10

10

10

Trace the numbers.

0

0

0

0

1

1

1

1

2

2

2

2

3

3

3

3

Trace the numbers.

4

4

4

4

5

5

5

5

6

6

6

6

7

7

7

7

Trace the numbers.

8

8

8

8

9

9

9

9

10

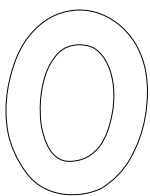
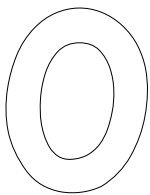
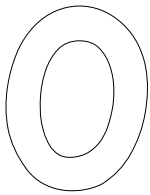
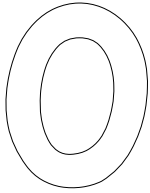
10

10

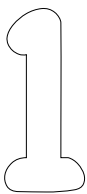
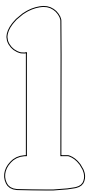
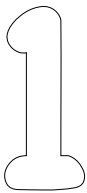
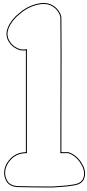
10

--	--	--	--

Trace the number. Then print your own.



Trace the number. Then print your own.




Trace the number. Then print your own.

2

2

2

2

Trace the number. Then print your own.

3

3

3

3

Trace the number. Then print your own.

4

4

4

4

Trace the number. Then print your own.

5

5

5

5

Trace the number. Then print your own.




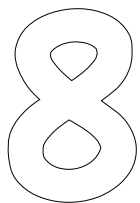
6

6

6

6

Trace the number. Then print your own.




Trace the number. Then print your own.

9

9

9

9

Trace the number. Then print your own.

10

10

10

10

Trace the numbers. Then print your own.

0

1

2

3

Trace the numbers. Then print your own.

4

5

6

7

Trace the numbers. Then print your own.

8

9

10

Match the numbers.

0

1

2

3

1

3

2

0

Match the numbers.

1

2

2

1

3

4

4

3

Match the numbers.

2

3

4

5

4

5

2

3

Match the numbers.

3

4

5

6

6

4

3

5

Match the numbers.

4

5

5

7

6

4

7

6

Match the numbers.

5

6

7

8

7

5

8

6

Match the numbers.

6

7

8

9

9

6

8

7

Match the numbers.

7

7

8

9

9

10

10

8

Print the number on the line.

0

0

0

0

Print the number on the line.

**1**

**1**

**1**

**1**

Print the number on the line.

2

2

2

2

Print the number on the line.

3

3

3

3

Print the number on the line.

4

4

4

4

Print the number on the line.

5

5

5

5

Print the number on the line.

6

6

6

6

Print the number on the line.

7

7

7

7

Print the number on the line.

8

8

8

8

Print the number on the line.

9

9

9

9

Print the number on the line.

10

10

10

10

Print the number on the line.

0

1

2

3

Print the number on the line.

4

5

6

7

Print the number on the line.

8

9

10


Circle all the 0's.

0

1

4

5

5

3

0

7

6

0

2

4

0

1

1

0

Circle all the 1's.

1

2

4

6

2

4

1

8

3

1

3

5

0

2

2

1

Circle all the 2's.

1

3

9

2

6

2

2

7

2

1

4

6

3

5

2

9

Circle all the 3's.

2

6

2

3

4

3

0

1

3

4

3

4

9

7

3

9

Circle all the 4's.

0

5

4

4

2

4

2

3

4

2

6

6

7

9

8

7

Circle all the 5's.

5

6

1

5

4

7

0

1

5

4

6

5

9

5

8

9

Circle all the 6's.

6

7

2

5

4

10

0

6

6

8

6

4

5

6

3

9

Circle all the 7's.

9

7

2

7

10

4

0

2

7

6

7

4

9

7

3

7

Circle all the 8's.

2

6

10

8

8

3

0

1

3

4

8

4

8

7

3

10

Circle all the 9's.

9

6

2

10

4

9

0

1

6

4

3

4

9

5

9

9

Circle all the 10's.

10

7

2

5

4

3

10

1

10

4

3

4

9

5

3

10

0

Write a story about the number 0.

**1**

Write a story about the number 1.

2

Write a story about the number 2.

3

Write a story about the number 3.

4

Write a story about the number 4.

5

Write a story about the number 5.

6

Write a story about the number 6.

7

Write a story about the number 7.

8

Write a story about the number 8.

9

Write a story about the number 9.

# 10

Write a story about the number 10.

Thank you for purchasing Learning My 123's Workbook from  
<http://www.sunflowerschoolhouse.com>.