

Pirate Counting



Created by Honey Brown

Introduction

I have the pirate bug. I am working on a pirate division game (**Pirates Divide The Spoils**), but keep getting distracted by these little projects.




For the first set of cards: Print out the cards and numbers. Laminate the cards and numbers (if you want). The child has to find the correct number and place it on the big blank square on the right hand side (the first one is zero).



For the second set of cards: Print out the cards. Laminate the cards (if you want). For this set you will need some clothes pegs or markers. You count the number of treasure chests on the left and find the correct number from the choices on the right. You can either cover that number with a marker or attach a clothes peg to it.

Flashcards: I have included a set of simple flashcards that could be used to play memory or go fish. I will suggest printing these on cardstock as my son can see through regular paper and "easily" find the match.

Blessings

Honey





0

1


2



3




4





5






	2
	0
	4


	3
	1
	2






	<p>2</p>
	<p>5</p>
	<p>1</p>



	<p>4</p>
	<p>3</p>
	<p>2</p>

		5
		3
		4

		5
		3
		4

	
0	1

 	  
2	3

	
4	5
